

GOVERNMENT OF NAGALAND



ANNUAL ADMINISTRATIVE REPORT

2014-15

**DEPARTMENT OF
ECONOMICS & STATISTICS
NAGALAND: KOHIMA**

ANNUAL ADMINISTRATIVE REPORT OF THE DEPARTMENT OF ECONOMICS & STATISTICS 2014-2015

In 1964 a Statistical Branch with a nucleus staff headed by a Statistical Officer was established under the Administrative and Supervisory control of the Secretary to the Government of Nagaland, Planning Department. With the fast changing socio-economic development and the growing need of credible data information for formulation of inclusive planning and policy making, the Government of Nagaland accorded sanction during May, 1969 for setting up of a separate Directorate with its Headquarter at Kohima.

Functions:-

The Directorate of Economics & Statistics (DES) has been functioning under three tier system i.e. State level, District level and Block level. At the State level, the Directorate is the apex statistical body for extending administrative control and technical guidance to all the statistical cells attached to line Departments and District Statistical Offices. The Directorate of Economics & Statistics (DES) functions as nodal agency for developing an efficient statistical system and ensuring technical coordination in all statistical activities in the State. It also collects data, disseminates, conducts census and survey in coordination with various line Departments in the state and acts as liaison between the Ministry of Statistics & Programme Implementation (MoS&PI) and State on issues pertaining to implementation of statistical activities and policies in the state. The Secretary to the Govt. of Nagaland, Department of Economics & Statistics is the Administrative head and the Director heads the Directorate assisted by one Addl. Director, one Joint Director, Five Deputy Directors, Ten Assistant Directors, Eleven District Statistical Officers, Twenty five Statistical Officers and a host of technical & Ministerial Staff.

The DES has set up Statistical Cells in 26 major Directorates in Kohima and Dimapur and has attached statistical personnel to garner support for effective data collection in coordination with user departments. Similarly, Census and Surveys of National importance are also being carried out in coordination with the User Departments.

At the District level, the District Statistical Officer (DSO) heads the Office and shoulders the responsibilities. The DSO is the member secretary in

'Ensure Registration of every birth & death'

the district level in committees relating to statistical matters and is also the District Registrar of Births & Deaths.

With a view to evolve grass-root data collection for formulation of inclusive planning and policies, in the Districts, a Sub-Inspector of Statistics is posted in 46 RD blocks to assist the Block Development Officers in data collection, compilation of various statistical reports including preparation of village Directory in coordination with village level workers.

Activities.

Most of the Department's activities are continuous in nature such as, Estimation of State Domestic Product (SDP), National Sample Survey (NSS), Civil Registration System, Housing Statistics, Index on Industrial Product (IIP) Environmental Statistics, Gender Statistics, Disaster Statistics, Meteorology and publication of Statistical reports viz Handbook, Price Statistics, Economic Survey, Basic Statistics on Village Level Development Indicator (VLDI) Budget in brief, Atlas etc.

State Domestic Product (SDP).

State Domestic Product is an annual publication of the Department of Economics. The estimation of State Domestic Product is to measure the condition and position of State Economy. This is one of the best indicators to depict the economic health of the State and the living condition of the people, as it enables us to know the per capita income of the State.

SDP estimation assumes more significance in recent times as the Planning Commission, Government of India, determines the ceiling on the State Borrowing Account based on the GSDP. As a result, the GSDP estimation has become one of the most important indicators for finalizing the State Annual Plan. To evolve an inclusive planning system, the DES, Nagaland is also making necessary preparation to launch the estimation of District Domestic Product (DDP).

As per 2011-12, the final figure of GSDP, NSDP and Per Capita Income at current prices are Rs.1385934 lakhs, 1278809 lakhs and Rs. 63781 respectively. The annual growth rate from 2010-2011, 2011-2012 at current prices of GSDP, NSDP and Per Capita Income are 17.86%, 10.55% and 14.75% respectively.

'Ensure Registration of every birth & death'

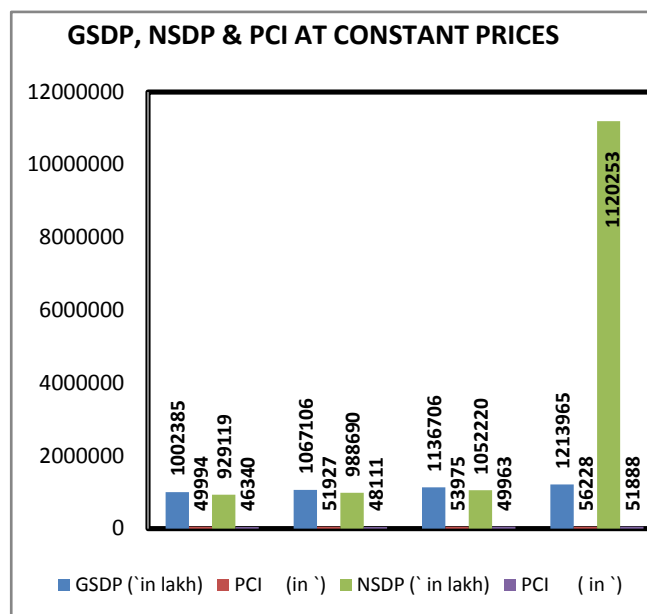
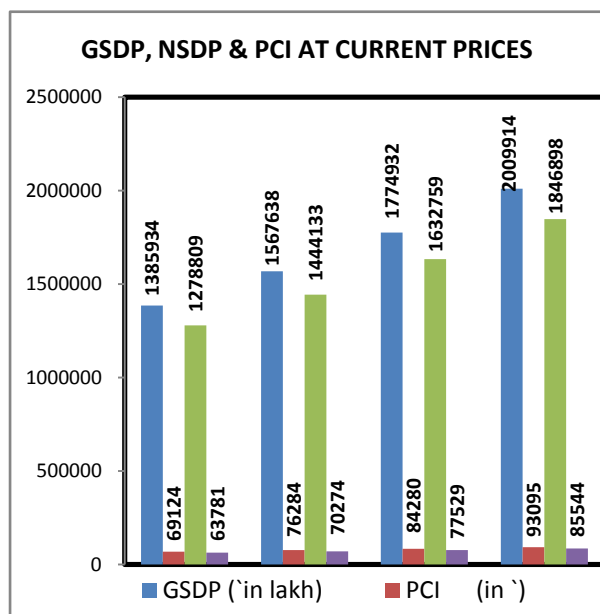
Latest available GSDP, NSDP & PCI at current and constant (2004-05) prices are as given in the table below:-

(A) GSDP, NSDP & PCI at current prices

Sl. No.	Year Particular	2011-12 (Final)	2012-13 (Final)	2013-14 (Provisional)	2014-15 (Quick)
1	2	3	4	5	6
1	GSDP (in lakh)	1385934	1567638	1774932	2009914
	PCI (in `)	69124	76284	84280	93095
2	NSDP (in lakh)	1278809	1444133	1632759	1846898
	PCI (in `)	63781	70274	77529	85544

(B) GSDP, NSDP & PCI at constant (2004-05) prices

Sl. No.	Year Particular	2011-12 (Final)	2012-13 (Final)	2013-14 (Provisional)	2014-15 (Quick)
1	2	3	4	5	6
1	GSDP (in lakh)	1002385	1067106	1136706	1213965
	PCI (in `)	49994	51927	53975	56228
2	NSDP (in lakh)	929119	988690	1052220	1120253
	PCI (in `)	46340	48111	49963	51888



Price Statistics.

The Directorate of Economics & Statistics has been publishing Quarterly & Annual Price Bulletin on a regular basis. This bulletin contains a relative study in movement of Retail Price from 11 districts and wholesale price data from Dimapur. Further, the DES constructs Consumer Price Index (CPI) for urban Manual Employees (UNME) using 1981-82= 100 as base year. Consumer

'Ensure Registration of every birth & death'

Price Index (CPI) is a useful tool for generating and regulating real wage & salary, taxation, price policy including economy policies. It also indicates real income and purchasing power of money. The Department has published Annual Price Bulletin 2013.

National Sample Survey (NSS)

The Directorate of Economics & Statistics, Nagaland along with the rest of the country has been participating in the conduct of National Sample Survey (NSS) since 1972. This informed database serves as a major source of formulating a comprehensive planning and policy making in the country. The District Statistical Offices canvas the survey schedules and submits to the Directorate for scrutiny, data entry, validation, tabulation, generation of tables and publish the reports.

During 2013-14, the Department released its maiden report of NSS 65th Round on *Housing conditions and Amenities in Nagaland* followed by the release of NSS 66th Round on *Households consumption of various goods and services in Nagaland*. Recently published the NSS 67th Round report on *Unincorporated Non-Agricultural Enterprise in Nagaland*. The Department is also involved in the Pooling exercise of the Central and State sample data on NSS 66th Round and currently engaged in the conduct of NSS 72nd Round.

Statistical Handbook.

Statistical Handbook is one of the major publications of the Department. This publication is a reflection of any developmental activities being carried out by various Departments in the State through implementation of programmes and policies. The data collected from various departments and agencies are being disseminated for public domain. The Department is making all efforts to bring out reliable data timely.

Computer Cell.

IT section is presently headed by a Programme Officer (Deputy Director) supported by three Computer Data Supervisors.

The main activities of the section are:-

- Creation and maintenance of website- quarterly / yearly, update, storage and dissemination of statistical data.
- Conduct training on Computer Application for processing statistical data.
- Repair and maintenance of Computer hardware/networking.

‘Ensure Registration of every birth & death’

- Maintenance of data warehouse.



Capacity Building.

The Directorate of Economics & Statistics as nodal agency for statistical activities, it is essential for statistical personnel to acquire and update high proficiency in statistical techniques and methodologies. Keeping this in view, the Department has deputed a good number of officers and staff to various in-service trainings conducted by the Ministry of Statistics & Programme

Implementation (MoSPI), such as; Sample Survey and Index Number & Price Statistics at National Statistical Systems Academy (NSSTA) at Greater Noida.



Director, DES, Nagaland addressing 13th FC review meeting held at Guwahati jointly organized by DES, Assam and MoSPI, GOI



Department officials having interactive meeting with Japanese International Corporation Agency (JICA) Survey team on Data collection survey on Agriculture Sector, North East India at DES, Nagaland.

‘Ensure Registration of every birth & death’

The training division, DES.

A training division in the Directorate has been established to develop and formulate need base training modules for enhancing human resource capacity of the Department.

As part of strengthening the statistical system in the State, the training division had conducted in-service training such as, Induction training, Official statistics, Basic computer application etc.

Housing Statistics.

The Ministry of Housing & Poverty Alleviation (NBO), the nodal organization at the centre directed the States/UTs to develop the robust, authentic and timely transaction of housing data, the Ministry also started collecting data on Housing Start Up Index (HSUI) from selected cities in the country including 3 (three) districts of Nagaland namely Kohima, Dimapur and Tuensang.

The DES, Nagaland held consultative meeting with district administration and imparted training for effective collection of housing and construction statistics in private sector of the above mentioned districts.



Director, DES, addressing the district level consultative meeting on Housing & Building Construction Statistics in presence of CEO, on 16.9.2014 at DES, Kohima.

Basic Statistics on Village Level Development (BSLLD).

Under the directive of the Ministry of Statistics & Programme Implementation (Social Statistics Division), Central Statistics Office, GoI, the Directorate of Economics Statistics Nagaland had carried out second phase of pilot study on Local Level Development (BSLLD) urban schedules selecting four towns namely; Mon, Tuensang, Wokha and Medziphema. The filled-in schedules had been submitted to the Ministry for dissemination.

‘Ensure Registration of every birth & death’

Government Employees Census.

The Directorate of Economics & Statistics (DES) collects & compiles information on total number of government employees from every department in the State and publishes report on yearly basis. This is carried out to assess man power and update the total number of Government Employees of the State. The Department has published the Government Employees Census 2012 with a total No. of 91371 employees, comprising of 3818 class-I Gazette, 2557 class-II Gazette, 59899 class-III and 25097 class-IV respectively.

Economic Survey.

Economic Survey Report is an important budget document containing an overview of the State`s economy. It also summarises the performance of major developmental programme and highlight the policy initiated by the Government and assess trends in fiscal policy, demography, human development, sectoral development; primary, secondary and tertiary. The survey report also provides the major indicators and statistical updates of development of the State. In line with the rest of the country, the Government of Nagaland also proposes to place the latest issue of Economic Survey of the State in the forthcoming Budget Session 2015-16 of the Nagaland Legislative Assembly.

Environmental Statistics.

The Department of Economics & Statistics Nagaland has set up Environmental Statistics Cell. This Cell is making necessary preparation to collect data on Environmental degradation, Pollution and Climate change in the State in coordinating with Environment Cell of Forest Department and Pollution Control Board, Government of Nagaland.

Monitoring Cell.

A monitoring cell has been set up in the Directorate to monitor, validate report and authenticate data generated by line departments. It also renders technical guidance to line departments in regard to data collection. The Committee conducts quarterly coordination meeting to review the performance of Statistical personnel attached to line Departments.

‘Ensure Registration of every birth & death’

Observance

The DES, Nagaland along with the rest of the country observed National Statistics Day on 29th June, 2014 under the theme 'Service Sector Statistics' with Shri R.Tohanba, the Hon`ble Parliamentary Secretary for Economics & Statistics, and CAWD as the Chief Guest and Mrs. Dr. Neikeyü Martina Solo, Head of Department, Commerce, Nagaland University as the theme speaker.



Shri. R.Tohanba, the Hon`ble Parl. Secy. Economics & Statistics and CAWD speaking on the occasion as Chief Guest. Smti. Kevileno Angami, IES, Secy. of the Department chaired the function.

Registration of Births & Deaths (Vital Statistics).

Civil registration of Births & Deaths are integrated information system that generates primarily legal, administrative and statistical information which benefits individual households, communities, government institution and non-governmental organizations engaged in various socio-economic and other human development activities. Vital statistics generated through registration of births and deaths is the primary data which continuously monitor number of births and deaths taking place at certain point of time.

The Registration of Births and Deaths Act 1969 was enacted and enforced in the country. The Nagaland Registration of Births and Deaths Rules 1972 was framed, under this Act which was subsequently amended by the Model Registration of Births and Deaths Rules 1999 to facilitate the execution of the registration of Births and Deaths Act 1969. The Directorate of Economics & Statistics has been functioning as nodal department for implementation of Registration of Births and Deaths Act in the State. Currently, the DES, has brought out annual report of Births & Deaths for the year 2010-2013

A comparative statement of Births and Deaths registered in rural and urban areas in the State during the last 4 (four) years are indicated as below:-

'Ensure Registration of every birth & death'

Sl. No.	Year	Area	No. of Births Registered	No. of Deaths Registered
1	2010	Rural	25463	3772
		Urban	19806	3772
		Total	45269	6836
2	2011	Rural	25663	3832
		Urban	20006	3124
		Total	45669	6956
3	2012	Rural	25692	3902
		Urban	20036	3191
		Total	45728	7093
4	2013	Rural	25732	3927
		Urban	20058	3225
		Total	45790	7152

Index on Industrial Production (IIP).

The index of industrial production measures the volume change in the industrial production in the economy. It is an important indicator for the Government to formulate economic policy pertaining to the industrial sector of the economy. This Index projects the trends in the growth and performance of the industrial sector. DES Nagaland compiles the State level Indices of Industrial Production (IIP) with base year 2004-05.

Achievements:

Thirteen Finance Commission Grant 2011-2015.

The Department has received Rs.6.6 crore as first, second & third installments, for implementation of schemes such as: (1) Updating Business Register (2) Network connectivity in the Districts (3) Local Bodies Account (4) Farm activity identifying 10 major crops (5) Strengthening of Headquarter and (6) Pooling of NSS as per the milestone of the 13th Finance Commission.

Publication- Published Annual report as under:-

1. Statistical Handbook 2013
2. Estimation of State Domestic Product 2011-12
3. National Sample Survey (NSS) 67th Round
3. Annual Price Bulletin 2013
4. Important Economic Indicators 2011
5. Statistical Abstract 2008-09
6. Government Employees Census 2012
8. Economic Survey 2012-13
9. Election Result Seventh Edition 2013
10. Annual Administrative Reports 2013-2014
11. Annual Report of Births & Deaths 2012-13

'Ensure Registration of every birth & death'

12. Conducted 6th Economic Census and report be published soon
13. Basic Statistics for Local Level Development (BSLLD) report will be published soon.

Civil Works: During 2014-15, the Department has completed 3 storey building flat type staff quarter at Dimapur and Wokha and construction of new Directorate office building and Director's official residence are on the verge of completion.

Targets:

- a) The DES, Nagaland is participating in the State Strategic Statistical Plan (SSSP) which is funded by MoSPI, GoI, to strengthen the existing State Statistical System. This programme targets to enhancing the Operation of Statistical Capability, building up the human resource of the department and to develop administrative infrastructure including ICT. The programme will focus on the 20 key Statistical Activities to strengthen the Statistical system in the State. In this regard, the Memorandum of Understanding (MoU) for the implementation of the programme is under process.
- b) Cadre Review: To rationalize staffing pattern of the Department for improving state statistical system.
- c) The Department contemplates to undertake construction of staff quarter in all the districts in phase manner.
- d) Cent percent registration of births & deaths by 2020 as envisaged by the National Population Policy.
- e) To start estimation of District Domestic Product (DDP).
- f) To provide ICT connectivity in all the Districts Statistical Offices.
 - g) System study by creating mechanism for online data collection
 - h) Prepared concept note on "State Online Data Collection System with reference to the Department of Economics & Statistics as Pilot Project" which is included in the state priority list for NEC
 - i) Development of software on Employee database (PIS) for administrative and personal references.
 - j) Digitization of statistical data.

'Ensure Registration of every birth & death'

Financial Statement.

The financial transaction of the Department on account of payment of Salaries, and other indispensable expenditures are operated under the Head of Account “3454”.

Budget allocation of the Department for the year 2014-2015.

(` in lakh)

Year	Plan (` in lakh)	Non-Plan (` in lakh)	Total (` in lakh)
2013-14	322.00	2263.50	2585.50
2014-15	————	2558.00	2558.00

Construction:

Tentative Plan Outlay during 2014-15 as shown under;

Sl No.	Major/sub-Major & Detail Heads	Expenditure incurred upto the end of 2013-14
1	2	3
STATE PLAN ASSISTANCE (SPA)		
` in Lakh		
DIMAPUR		
1	Construction of 1 No. of 3 (three) storey flat type quarter at Chumukedima, Dimapur completed	28.00
	LONGLENG	
2	Construction of unfinished work under SPA attached to District Statistical Office building with approach road, retaining wall and security fencing at Longleng completion, ongoing ongoing	5.00
	Total	33.00
STATE PLAN		
MOKOKCHUNG		
3	Construction of one 3 storey flat staff quarter at Mokokchung on going	30.00
PEREN		
4	Construction of 1 No of 3 (three) storey flat type staff quarter at New Peren	10.00
5	Repair & Renovation of staff quarters, New	15.00
	Construction of DSO building at Peren, on going	5.00
6	KOHIMA	

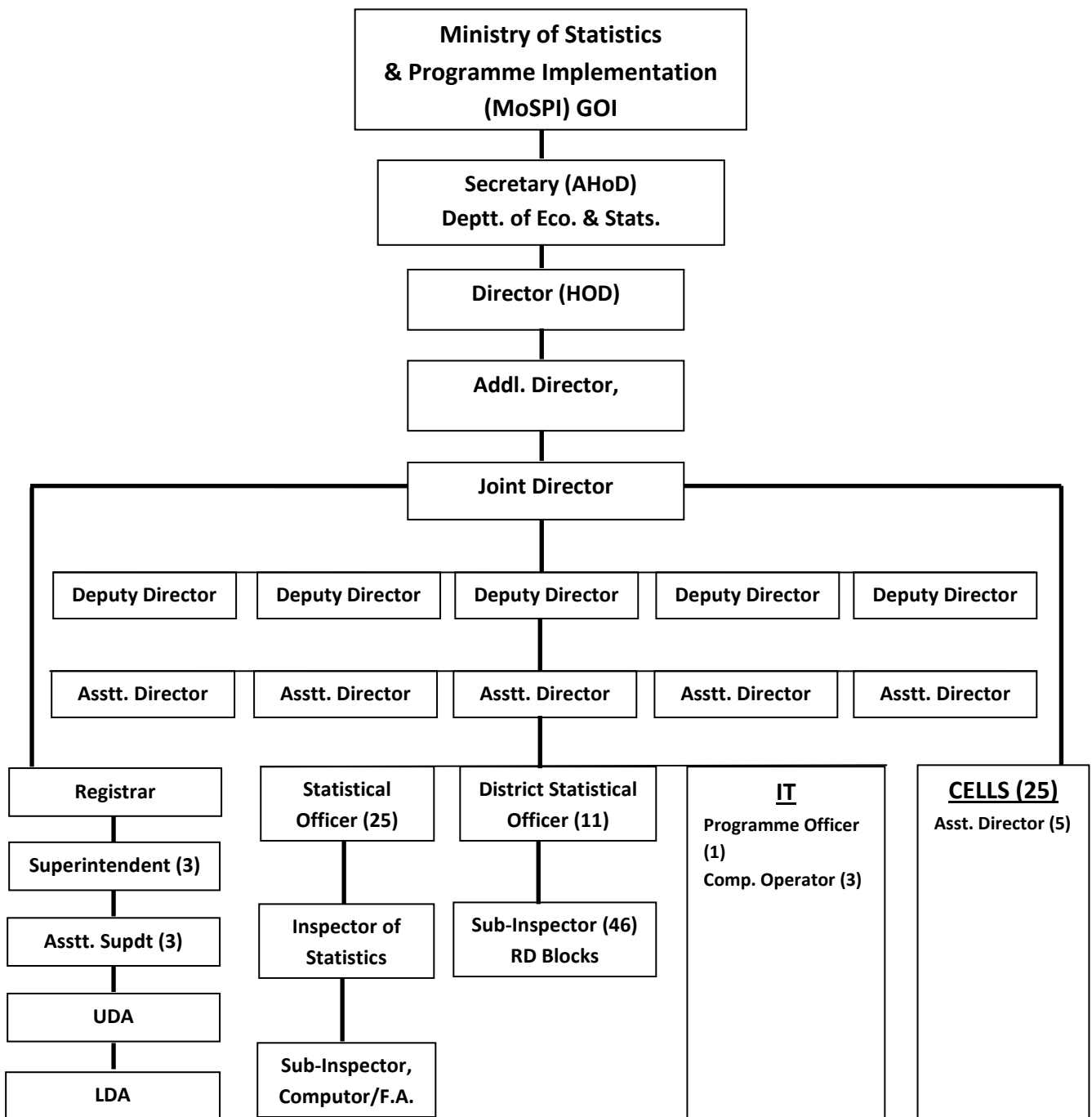
‘Ensure Registration of every birth & death’

7	Construction of approach road & drainage, from Land Resource department to Y junction at new Directorate office building, on going.	10.00
8	Construction of retaining wall, drainage, drainage, security fencing and gate at new Director`s residence at Kohima on going	20.00
9	Construction of approach road, culvert, retaining wall and security fencing at new Directorate Office building	20.00
10	Construction of Additional Floor at New Directorate Building Kohima, on going	20.00
DIMAPUR		
11	Soiling & Metalling of approach road at DSO Dimapur	2.00
12	TUENSANG	2.00
	Construction of Drainage at DSO Tuensang , New	
MON		
13	Construction of Retaining wall with RCC pillar at DSO, Mon, New.	5.00
	Grand Total	172.00

(Rupees one crore seventy two lakh only)

‘Ensure Registration of every birth & death’

ORGANIZATIONAL CHART OF DES, NAGALAND



The DES as a major Department having 564 manpower, comprising of the following grade.

1. Class I = 23
2. Class II = 40
3. Class III = 432
4. Grade IV = 69

‘Ensure Registration of every birth & death’